

THE NETHERLANDS DURING THE 1930s

NEDERLAND

IN DE
JAREN '30

1. The 1930s

This first part of the exhibition shows the Netherlands before the Second World War.

Look around and then match each letter with the right picture.

A: Democracy is in danger in several European countries.

B: The Netherlands is also in an economic crisis. There is great poverty and unrest.

C: Here you can see one of the four pillars into which the Dutch population is divided. Each pillar has its own political party, newspaper, associations and schools.

D: The NSB is a small Dutch political party that hopes to attract the disgruntled Dutch. Hitler's Nazi Party was the model for the NSB.



2. The German invasion

On the left, you can see and hear the German invasion and the bombing of Rotterdam.

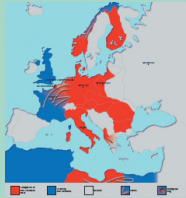
On May 10th the Germans invade the Netherlands by surprise. After four days of fighting, Rotterdam is bombed. The Germans threaten that other cities will follow. The Dutch army surrenders. The royal family and the government go into exile in England.



1ST PERIOD MAY 1940 - FEBRUARY 1941 GERMANY OVERRUNS EUROPE

DUITSLAND
VEROVERT
EUROPA !

Mai 1940 - Februari 1941



Duitsland (overwonnen) (rood)
Frankrijk (overwonnen) (rood)
België (overwonnen) (rood)
Nederland (overwonnen) (rood)
Duitsland (overwonnen) (rood)
Frankrijk (overwonnen) (rood)
België (overwonnen) (rood)
Nederland (overwonnen) (rood)

1. Questions about the green banner

a. Which country found itself alone in the struggle against Nazi Germany after France had surrendered?
.....

b. Germany had complete power. How do many Dutch people react to the new situation?
.....
.....

2. Democracy abolished

a. Many Dutch civil servants stay on as long as possible. Why? (green text board 1.2)
.....
.....
.....



b. Dilemma: Stay on?
Do you think Mayor Boot acted properly?
.....
.....
.....



3. OZO: 'Oranje Zal Overwinnen'

During the first months after the Dutch surrender some people let others know they are not happy with the German occupation. How do they show that?
.....
.....



4. NSB

People have many reasons for choosing the NSB (Dutch Nazi Party). Which ones do you see on the wall picture?

- protecting their own career
- poverty and division
- compassion for the Jews
- decisiveness and solidarity
- the achievements of Hitler
- fear of communism



5. First anti-Jewish regulations

a. What information can you get from this map?

.....
.....

b. Dilemma: Register?

In 1940 all civil servants are required to fill in an 'ancestry form', indicating their religion and that of their (grand)parents. (green text board 1.7)

Do you fill in your form or do you refuse? Why?

.....
.....
.....



6. The February Strike

a. The February Strike (green text board 1.8) is a protest against:

.....
.....

b. Many Dutch now see the Germans differently because of the way they respond to the strike. Explain.

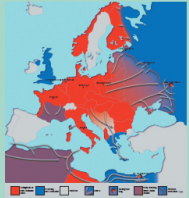
.....
.....
.....
.....



2ND PERIOD MARCH 1941 - APRIL 1943 GERMAN ADVANCE STAGNATES

DUITSE
OPMARS
STAGNEERT !

Maart 1941 - April 1943



1. Questions about the green banner

a. Germany faces two new powerful opponents:

..... &

b. In Russia the German advance is halted at

.....

2. Propaganda



Which do you think is the most powerful propaganda poster?
Explain.

.....
.....

3. Shortage

a. What are these vegetable boxes about? (green text board 2.2)

.....
.....

b. If you have people in hiding, it's very difficult if many products are rationed. Explain.

.....
.....



4. Anti-Jewish measures

The Germans isolate the Jews from the rest of the population with anti-Jewish measures. On the blue wall you can see a timeline with pictures of these measures. The Jewish star worn on clothing is required from May 3rd 1942.



Why did the Germans gradually introduce anti-Jewish measures, do you think?

.....
.....

5. Identity card

Some Jews hope to escape from the German occupiers with a false identity card. Take a look at a real and a forged identity card from one person.



I've seen the identity cards of:

Two differences between real and forged:

1.
2.

6. To the East

Of the 140,000 Jews in the Netherlands, more than 100,000 are murdered.

Most Dutch Jews are deported from transit camp .
..... in Drenthe to the
concentration camps Sobibor and
in Poland.

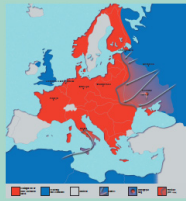


3RD PERIOD MAY 1943 - MAY 1944 WAR TIDE IS TURNING

OORLOGS

KANSEN
KEREN !

Mai 1943 - Mai 1944



De verleggingen 1943
1944

1. Questions about the green banner

The Germans suffered heavy losses for the first time. What are the consequences for the situation in the Netherlands?

Fill in the blanks:

..... is expected soon.
Many Dutch men forced to work in Germany
The Germans switch to and

2. The milk strike

a. Why do the people go on strike? (green text board 3.1)

.....
.....

b. Why is industrial engineer Loep in particular shot?

.....
.....



3. Crossing the border

Find each of the England voyagers' items pictured below in the display cases (green text board 3.6) and write down what it is.



.....
.....
.....



.....
.....
.....



.....
.....
.....



.....
.....
.....

4. Dilemma: Help?

The resistance searches for places for people who have to go in hiding. Press the doorbell and hear the reactions.


a. What would you do? Would you help someone who rings your doorbell and asks if you would give one or two people a safe hiding place? Why or why not?

.....
.....
.....

b. How many people are in hiding in 1944? (green text board 3.7)

.....

Enter the room to the left of the door.





5. Help in hiding

The resistance helps people in hiding by:

- A: killing traitors
- B: falsifying papers
- C: arranging hiding places
- D: attacks and raids


Match the letters to the right pictures.



6. Paintings

How did Eva know where the paintings were hidden?

.....
.....



7. Illegal newspapers

What do you think of the choice made by Wim Speelman?

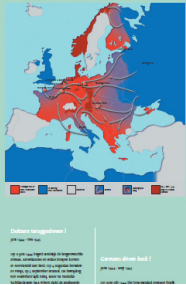
.....
.....



4TH PERIOD JUNE 1944 - MAY 1945 GERMANS DRIVEN BACK

DUITTERS
TERUG
GEDREVEN !

JUNI 1944 - MEI 1945



1. Questions about the green banner

Why is June 6th 1944 an important day?

.....
.....

2. Liberated

Which part of the Netherlands was liberated in September 1944?

.....



3. Railway strike

In September 1944 the Dutch government in London calls for a railway strike. (green text board 4.3)

Find the story of Henk Das in the flip book. Does he think the railway strike was a success? Explain.

.....
.....



4. The hunger winter


a. Take a look in the kitchen. What do the Dutch eat during the hunger winter?

1.
2.



b. There is a severe shortage of almost everything: food, gas, electricity, water, coal for the stove. Push the second button from above and take a look at the short movie. Even children help to collect fuel.

They are collecting coal fallen from trains and




5. Resistance in the final phase

The British Air Force drops containers by parachute above the Netherlands.

What is in them:

For whom:



6. Terror and reprisals

What does this wall photo make clear about resistance in the final phase (green text board 4.6)?


.....
.....



7. Gerrit

What were these keys used for?

.....



LIBERATION COMES TO THE NETHERLANDS!

NEDERLAND
BEVRIJD!

1. Questions about the green banner

- a. The German troops surrender on
- b. How many Dutch collaborators are put in prison?

.....

2. Watch out!

The arrival of the liberating troops is met with great joy. But why should Dutch girls watch out for these soldiers?

.....
.....



3. Resistance member

Why didn't Jan Brasser join in the liberation festivities?

.....
.....



4. Return to the Netherlands

What was Dina Davidson's experience when she returned to the Netherlands?

.....
.....

5. Resistance begins with a question

Part of a poem by Remco Campert:

*'Asking yourself a question,
that's how resistance begins.
And then ask that same question
to someone else.'*

Even today there are things you could resist. What question could you ask yourself to begin resistance?

.....
.....



Text and compilation:
Dutch Resistance Museum
Plantage Kerklaan 61
1018 CX Amsterdam
The Netherlands
+31 (0)20 620 25 35
www.dutchresistancemuseum.org

Photography:
Jeroen de Nijs
Gerard Mensink
Sandra ter Mijtelen

Special thanks to Bonnie Beekman
and David Lee